


neoligaments™



Poly-Tape

Quadriceps Tendon Reconstruction

Benefits

No requirement to harvest a soft tissue graft to reconstruct the ligament or tendon; reduces morbidity

Open weave structure acts as a scaffold allowing tissue ingrowth

Excellent intrinsic strength

Early mobilization

Simple and easy to learn technique

Minimal extension lag

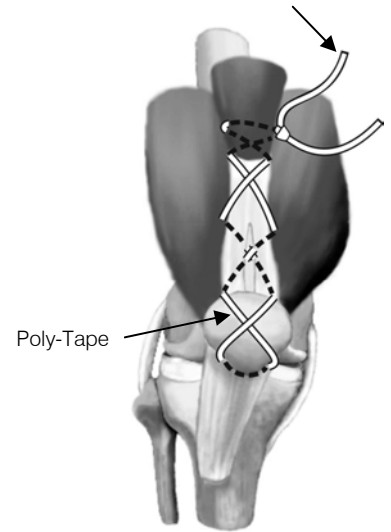
Low complication rate

Indications

The 30mm x 800mm Poly-Tape is recommended for quadriceps tendon repair. Indications include:

- where diagnosis of rupture is delayed
- ruptures where prolonged immobilization would be undesirable
- patients who have a total knee arthroplasty *in situ*
- cases where a previous patellectomy has been performed
- complex patellar fractures


Excess Poly-Tape is cut off and the ends sutured to the surrounding soft tissue to prevent the knot unravelling



Ordering Information

Implant

102-1083 30mm x 800mm Poly-Tape (supplied sterile)



Instrument

202-3008 Probe with eye - nickel silver 20cm (supplied sterile)



Poly-Tapes are available in a range of lengths and widths. Contact our Customer Services Department for further details or visit our website at www.neoligaments.com

Developed in conjunction with Mr A.D. Toms and Mr S.H. White, Robert Jones & Agnes Hunt Orthopaedic Hospital, Oswestry, Shropshire, England.

All rights reserved. © Neoligaments™ 2009. Worldwide patents and patents pending. Neoligaments and Xiros are trademarks of Xiros.



Developed and manufactured by **Neoligaments™**
A division of Xiros™
Springfield House Whitehouse Lane Leeds LS19 7UE
Tel. +44 (0) 113 238 7202 Fax. +44 (0) 113 238 7201
enquiries@neoligaments.com
www.neoligaments.com