

neoligaments™



Poly-Tape

Patellar Tendon Reconstruction

Benefits

No requirement to harvest a soft tissue graft to reconstruct the ligament or tendon, reduces morbidity

Open weave structure acts as a scaffold allowing tissue ingrowth

Excellent intrinsic strength

Early mobilization

Simple and easy to learn technique

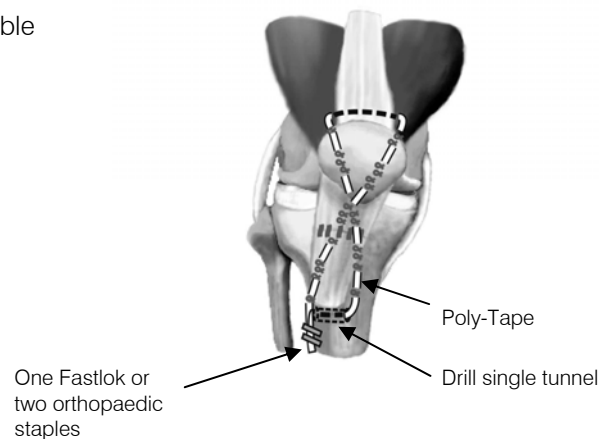
Minimal extension lag

Low complication rate

Indications

The 30mm x 800mm Poly-Tape is recommended for patellar tendon repair. Indications include:


- where diagnosis of rupture is delayed
- ruptures where prolonged immobilization would be undesirable
- patients who have a total knee arthroplasty *in situ*
- cases where a previous patellectomy has been performed
- complex patellar fractures



Ordering Information

Implant

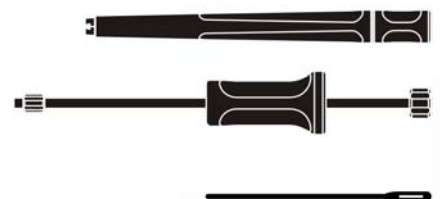
- | | |
|----------|---|
| 102-1083 | 30mm x 800mm Poly-Tape (supplied sterile) |
| 102-1381 | 8mm x 23mm Fastlok™ (supplied sterile) |



Instruments

- | | |
|----------|--|
| 202-1137 | Impactor/Extractor |
| 202-1118 | Sliding hammer |
| 202-3008 | Probe with eye - nickel silver 20cm (supplied sterile) |

The user should ensure that a 6 mm drill (not provided) is available before starting surgery



Poly-Tapes are available in a range of lengths and widths. Contact our Customer Services Department for further details or visit our website at www.neoligaments.com

Developed in conjunction with Mr A.D. Toms and Mr S.H. White, Robert Jones & Agnes Hunt Orthopaedic Hospital, Oswestry, Shropshire, England.

All rights reserved. © Neoligaments™ 2009. Worldwide patents and patents pending. Neoligaments, Xiros and Fastlok are trademarks of Xiros.



Developed and manufactured by **Neoligaments™**
A division of Xiros™
Springfield House Whitehouse Lane Leeds LS19 7UE
Tel. +44 (0) 113 238 7202 Fax. +44 (0) 113 238 7201
enquiries@neoligaments.com
www.neoligaments.com